



**WildlifeCampus**

**Learn-Protect-Save**

**Digital  
wildlife  
photography**

## About this course

**Our Digital Wildlife Photography course is designed to advance your skills** and help you consistently capture high-quality wildlife images.

Whether you are a novice, passionate enthusiast, or semi-professional, this course is perfect for anyone eager to master the art of taking extraordinary shots. Learn how to transform ordinary photos into stunning captures of those once-in-a-lifetime moments, avoiding the frustration of lacklustre results.



### Price

**R 950** (please see our monthly payment plans)

**Payment  
plans**



### Course type

**WildlifeCampus courses are online courses.** You can download the content in **PDF format**, so you do not need to be online to study (you will need to be online to take the tests, though).

There is **one test for each component** of a course. Tests are **multiple choice** and **not written tests**. Students may attempt these tests as often as required until they have passed.

**Once a test is passed, it cannot be taken again.**



### Duration

**Average 0-3 weeks.** There are no deadlines; you may complete courses at your own pace.



### Certification



Upon completing the course, you will receive an **industry-recognised digital certificate** demonstrating your commitment to upskilling yourself.








### Help

If you need assistance, please feel free to email us anytime!  
[info@wildlifecampus.com](mailto:info@wildlifecampus.com)

## How to get started

**1 Register**  
  
Register on our website  
**www.wildlifecampus.com**  
(Register top left)  
**OR**  


**2 Buy once-off or Pay off monthly**  
  
**EFT**  
(Email us for an invoice)  
**OR**  
**Shop**  
(Credit card or PayPal)  
  
  
**All courses can be paid off monthly**  
View our monthly payment plans, course combos and subscription options:  


**3 Access and enjoy**  
  
When you buy or pay a deposit, your courses will be unlocked and available on your **my courses page**.  
We will email you confirmation and send full info on how to complete your course/s.

\* If you have already registered, skip this step.

**Try the free component of this course  
(You will need to be logged in)**

**Click  
here**

## Contents of this course

### Module # 1-Preparation

- Component # 1**-Wildlife specialisation
- Component # 2**-What this course will teach you
- Component # 3**-Equipment considerations part # 1
- Component # 4**-Equipment considerations part # 2
- Component # 5**-Preparing yourself for the field
- Component # 6**-Essential elements of a good photograph

### Module # 2-Lighting for wildlife photography

- Component # 1**-Front lighting
- Component # 2**-Back lighting
- Component # 3**-Side and subdued lighting
- Component # 4**-Artificial lighting

### Module # 3-Average to exceptional wildlife photography

- Component # 1**- What the camera sees
- Component # 2**-Anticipate your subject part # 1
- Component # 3**-Anticipate your subject part # 2
- Component # 4**-Macro photography

### Module # 4-Processing your images

- Component # 1**-Digital workflow
- Component # 2**-Post-processing equipment
- Component # 3**-Post-processing

### Module # 5-Make the quantum leap

- Component # 1**-Five tips