



WildlifeCampus

Learn-Protect-Save

Coming soon!



**Photography for
Field Guides**

About this course

Capture the wild like never before! Our Photography for Field Guides course is designed specifically for guides who want to add real value to the guest experience. Learn how to balance your guiding role with the art of taking incredible wildlife shots, all while keeping sightings respectful and authentic.

Whether you're using a DSLR or just a smartphone, you'll gain the skills to help guests take better photos, understand how to position the vehicle for perfect light and angles and tell unforgettable stories through the lens.

We'll guide you through essential techniques, ethical photography practices, and tips for engaging guests who want that once-in-a-lifetime shot. By the end, you'll feel confident leading photography-focused drives and inspiring guests with every click of the shutter. **This course will turn you into the guide everyone wants on their next safari.**



Price

R 1,350 (please see our monthly payment plans)

**Payment
plans**



Course type

WildlifeCampus courses are online courses. You can download the content in **PDF format**, so you do not need to be online to study (you will need to be online to take the tests, though).

There is **one test for each component** of a course. Tests are **multiple choice** and **not written tests**. Students may attempt these tests as often as required until they have passed.

Once a test is passed, it cannot be taken again.



Duration

Average 0-3 weeks. There are no deadlines; you may complete courses at your own pace.



Certification



Upon completing the course, you will receive an **industry-recognised digital certificate** demonstrating your commitment to upskilling yourself.








Help

If you need assistance, please feel free to email us anytime!
info@wildlifecampus.com

How to get started

1 Register

Register on our website
www.wildlifecampus.com
(Register top left)
OR


2 Buy once-off or Pay off monthly

EFT
(Email us for an invoice)
OR
Shop
(Credit card or PayPal)


All courses can be paid off monthly
View our monthly payment plans, course combos and subscription options:


3 Access and enjoy

When you buy or pay a deposit, your courses will be unlocked and available on your **my courses page**.
We will email you confirmation and send full info on how to complete your course/s.

* If you have already registered, skip this step.

**Try the free component of this course
(You will need to be logged in)**

**Click
here**

Contents of this course

Module # 1 - Guide's role in wildlife photography

Component # 1 - Guest photography expectations

Component # 2 - Balancing sightings and photos

Component # 3 - Photography as storytelling

Module # 2 - Photography basics

Component # 1 - Composition and framing

Component # 2 - Light and timing

Component # 3 - Focus and movement

Module # 3 - Digital camera usage

Component # 1 - Key camera settings

Component # 2 - Shooting modes (Aperture Priority and Auto)

Component # 3 - Burst mode for action shots

Component # 4 - Zoom lens tips

Component # 5 - RAW format benefits

Module # 4 - Smartphone photography

Component # 1 - Optimal camera settings

Component # 2 - Portrait vs. landscape modes

Component # 3 - In-app tools and filters

Component # 4 - Shot stabilisation techniques

Module # 5 - Positioning for photos

Component # 1 - Reading and using light

Component # 2 - Creating background separation

Component # 3 - Minimising movement and noise

Component # 4 - Backlighting and silhouettes

Component # 5 - Guest repositioning tips

Module # 6 - Field ethics in photography

Component # 1 - Field ethics in photography

Module # 7 - Guest photography tips

Component # 1 - Holding and framing the shot

Component # 2 - Avoiding digital zoom

Component # 3 - Taking multiple shots

Component # 4 - Camera gear care

Component # 5 - Planning for photo opportunities

Module # 8 - Encouraging guest engagement

Component # 1 - Creative photo challenges

Component # 2 - Easy photo editing Apps

Component # 3 - Guide-assisted guest photos